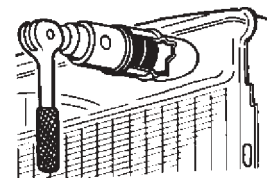

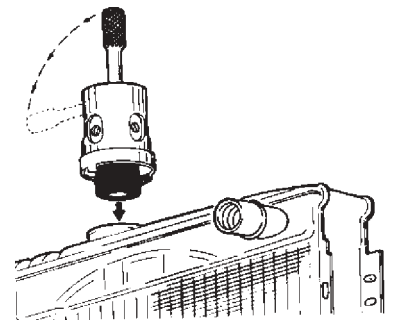


Save time and improve ergonomics
with smart quick Connectors!

Used for:

- Pressure Testing
- Leak Detection
- Leak Testing
- Filling
- Emptying



Specialist in leak testing since 1973




- Leak Testing -

Ergonomic and User Friendly:

Nolek has developed tool solutions to rationalize temporary seals since 1973. We have a very large selection of quick connectors and fittings. Activation can be carried out manually or pneumatically. Areas of use:

- For Liquids
- For Gases
- For Testing: Pressure Testing, Leak Testing or Leak Detection.
- For Filling or Emptying media.

Here is a presentation of the most common types of connections and some examples of custom made quick connectors. Please contact us for an estimate regarding your specific needs.



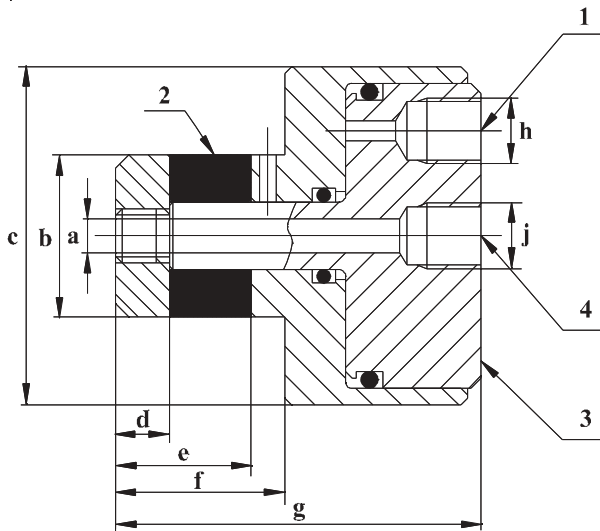
Custom made designs:

We can create a suitable quick connector / tool regardless of what your product looks like. We take into consideration the testing pressure, media and working conditions. Sometimes it is enough to just make a small adjustment with a standard connector.



Automatic Connector Type SI:

- for easy and quick connecting of test objects (internal)



Applications

Pneumatically controlled connector for easy and quick connecting of test pieces for tightness testing, pressure testing and leak detecting.

Mode of operation

- The Nolek connector is positioned manually or automatically.
- Compressed air is supplied to port 1 from a manually or automatically controlled valve or automatically from a Nolek leak testing instrument.
- Seal 2 is compressed axially by piston 3. The seal expands radially and seals between connector and test piece.
- The pressure testing medium, compressed air, vacuum or water is supplied via port 4 from a manually or automatically controlled valve.
- The pressure testing medium fills the test piece to the preset pressure.
- Pressure testing / tightness testing / leak detection may now proceed.
- When the test is completed, the test medium is evacuated.
- The compressed air is evacuated from port 1 and the seal repels the piston. The piston returns to its initial position.

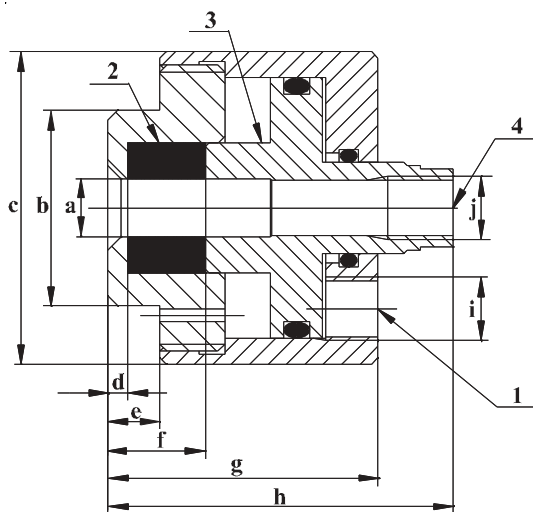
b Ø Test piece connecting diameter	Max. testing pressure* at 4 bar pilot pressure		a Ø mm	c Ø mm	d Ø mm	e mm	f mm	g mm	h thread	i thread
	secured	not secured								
10-12 12-14 14-16	8	5	2,5	40,0	4,0	14,0	18,5	59,0	G 1/8"	G 1/8"
16-18 18-20 20-22	8	5	4,0	40,0	6,5	15,0	20,0	62,0	G 1/8"	G 1/8"
22-24 24-26 26-28	8	5	4,0	50,0	7,0	19,0	24,0	54,0	G 1/8"	G 1/8"
28-30 30-32 32-34	8	5	7,0	60,0	11,0	32,0	37,0	67,0	G1/8"	G 1/8"
34-37 37-40 40-43	8	2	9,5	75,0	16,0	46,0	55,0	91,0	G 1/8"	G 1/4"
43-47 47-51 51-55	8	2	12,0	90,0	16,0	46,0	57,0	93,0	G 1/8"	G 1/2"
55-58 58-62 62-65	8	1	12,0	100,0	16,0	57,0	67,0	105,0	G 1/8"	G 1/2"
65-69 69-72 72-75	8	1	12,0	110,0	16,0	65,0	76,0	117,0	G 1/8"	G 1/2"

Our standard connectors are available in dimensions up to 82-85.
Other dimensions, special design or special material are offered on request.

* Depends on material and friction

Automatic Connector Type SA

- for easy and quick connecting of test objects (external)



Applications

Pneumatically controlled connector for easy and quick connecting of test pieces for tightness testing, pressure testing and leak detecting.

Mode of operation

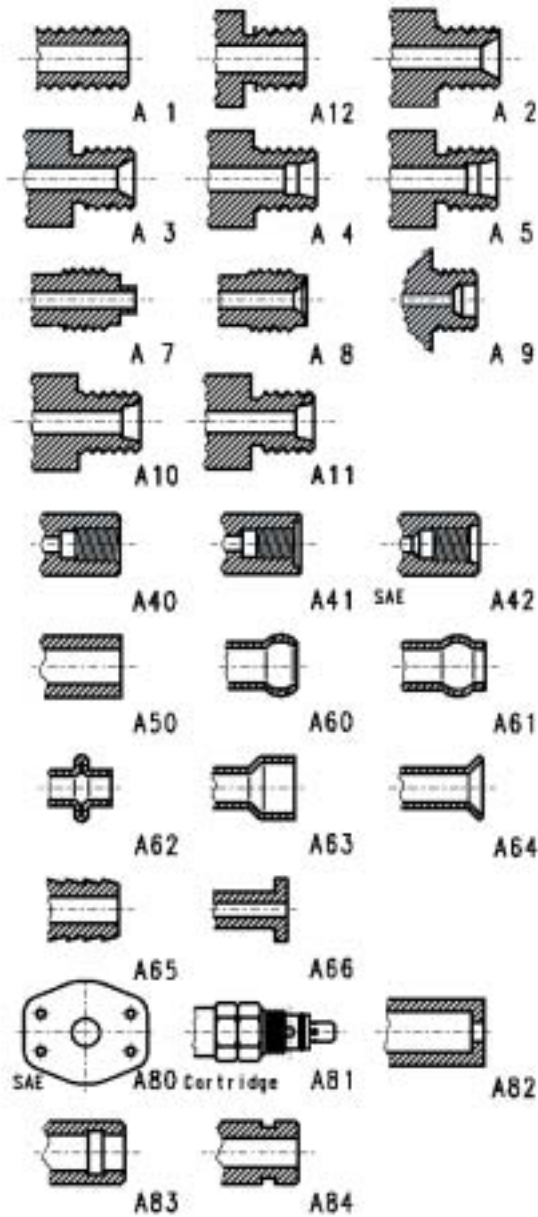
- The Nolek connector is positioned manually or automatically.
- Compressed air is supplied to port **1** from a manually or automatically controlled valve or automatically from a Nolek leak testing instrument.
- Seal **2** is compressed axially by piston **3**. The seal expands radially and seals between connector and test piece.
- The pressure testing medium, compressed air, vacuum or water is supplied via port **4** from a manually or automatically controlled valve.
- The pressure testing medium fills the test piece to the preset pressure.
- Pressure testing / tightness testing / leak detection may now proceed.
- When the test is completed, the test medium is evacuated.
- The compressed air is evacuated from port **1** and the seal repels the piston. The piston returns to its initial position.

a Ø Test piece connecting diameter	Max. testing pressure* at 4 bar pilot pressure		b Ø mm	c Ø mm	d mm	e mm	f mm	g mm	h mm	i thread	j thread
	secured	not secured									
3-5 5-7 7-9	8	4	30,0	48,0	4,0	8,0	18,0	42,0	53,0	G 1/8"	G 1/8"
9-11 11-13 13-15	8	3	35,0	48,0	4,0	8,0	18,0	42,0	53,0	G 1/8"	G 1/8"
15-17 17-19 19-20	8	2	40,0	48,0	4,0	8,0	18,0	42,0	53,0	G 1/8"	G 1/8"
20-22 22-24 24-26	8	2	50,0	70,0	4,0	13,0	28,0	64,0	78,0	G 1/8"	G 1/4"
26-28 28-30 30-32	8	2	56,0	70,0	4,0	13,0	28,0	64,0	78,0	G 1/8"	G 1/4"
32-34 34-36 36-38	8	2	62,0	70,0	4,0	13,0	28,0	64,0	78,0	G 1/8"	G 1/4"
38-41 41-44 44-47 47-50	8	1	70,0	100,0	7,0	37,0	39,0	95,0	119,0	G 1/8"	G 3/8"
50-53 53-56 56-59 59-62 62-65 65-68 68-71	8	1	93,0	120,0	5,0	41,0	53,0	95,0	124,0	G 1/8"	G 1/2"

Our standard connectors are available in dimensions up to 95-98.
Other dimensions, special design or special material are offered on request.

* Depends on the material and friction

Adapted to Suit All Types of Needs:

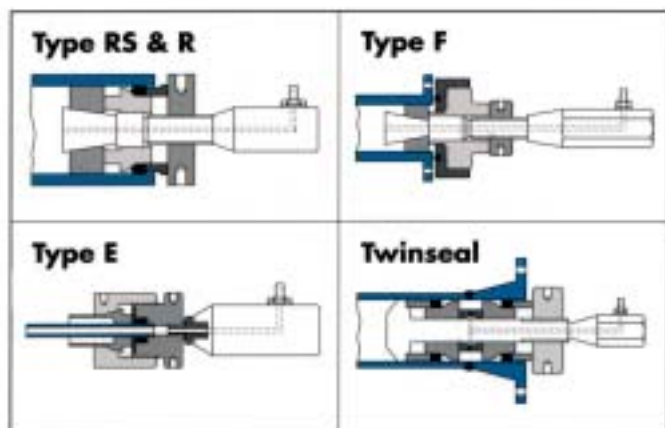


Connectors are available for practically all different kinds of objects.
We manufacture the connector based on the product's work media, pressure and appearance.



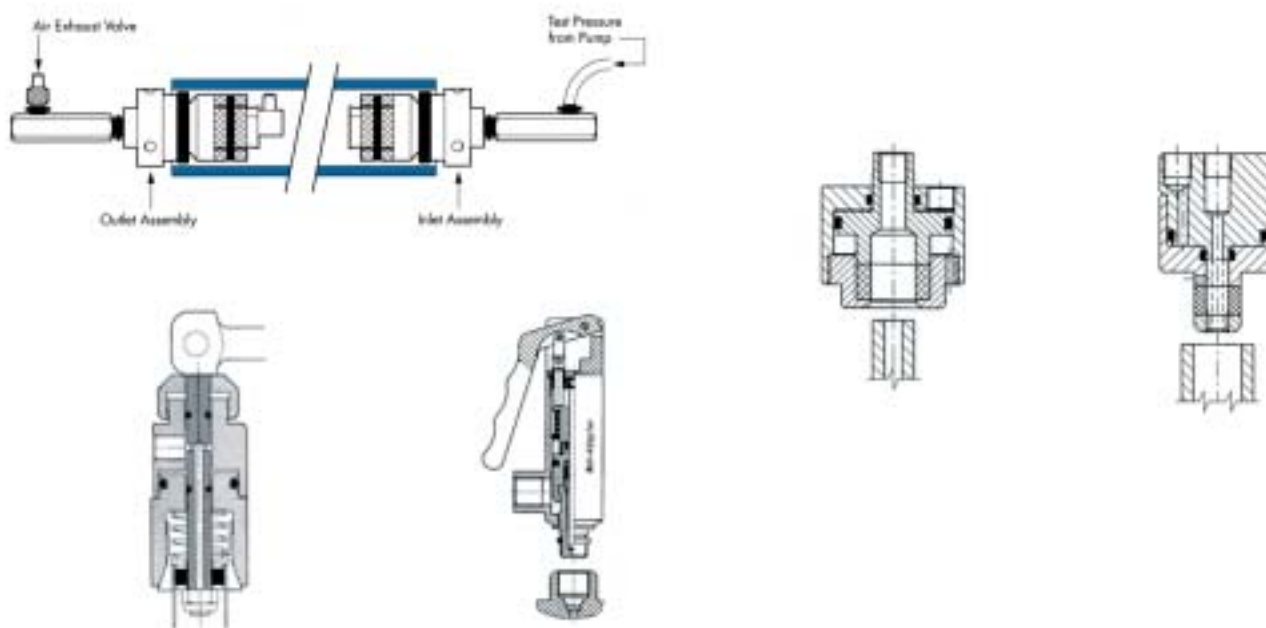
Can't find the connector that suits your needs?
Contact us for a suggestion!

Also for High Pressure:



For high pressure, hydroplugs are often used. Pressurization is then carried out using liquid and can amount to several hundred bars

Example of Application



We look forward to receiving and helping you with further information and suggestions of quick connectors that suit your specific needs. Technical manuals are provided separately for the quick connector you are interested in. Give us a call or write to us!

Subject to change at any time.



Nolek AB • Hantverkarvägen 11 • SE-145 63 Norsborg, Sweden
Telephone +46 (0)8 531 942 00 • Telefax +46 (0)8 531 711 50
www.nolek.se • E-mail nolek@nolek.se



- A company in the Cibenon Group -